



# Reading, Writing and Assessment at St. Andrew's

## The Early Years Foundation Stage



14<sup>th</sup> October 2025

# Our Reading and Phonics Scheme

---



# What is phonics?

---

The National Curriculum ensures that all children are taught phonics in a systematic, synthetic and discrete way.

- Sounds

- Graphemes



c

a

t

sh

i

p

n

igh

t

# English alphabetic code

---

- 26 letters
- 44 sounds
- Over 150+ graphemes (letter combinations)

English is one of the most complex alphabetic codes in the world.

# Powerful!!!

If a child memorises ten words,  
the child can read ONLY ten words

BUT

if a child learns the sounds of ten letters,  
they will be able to read

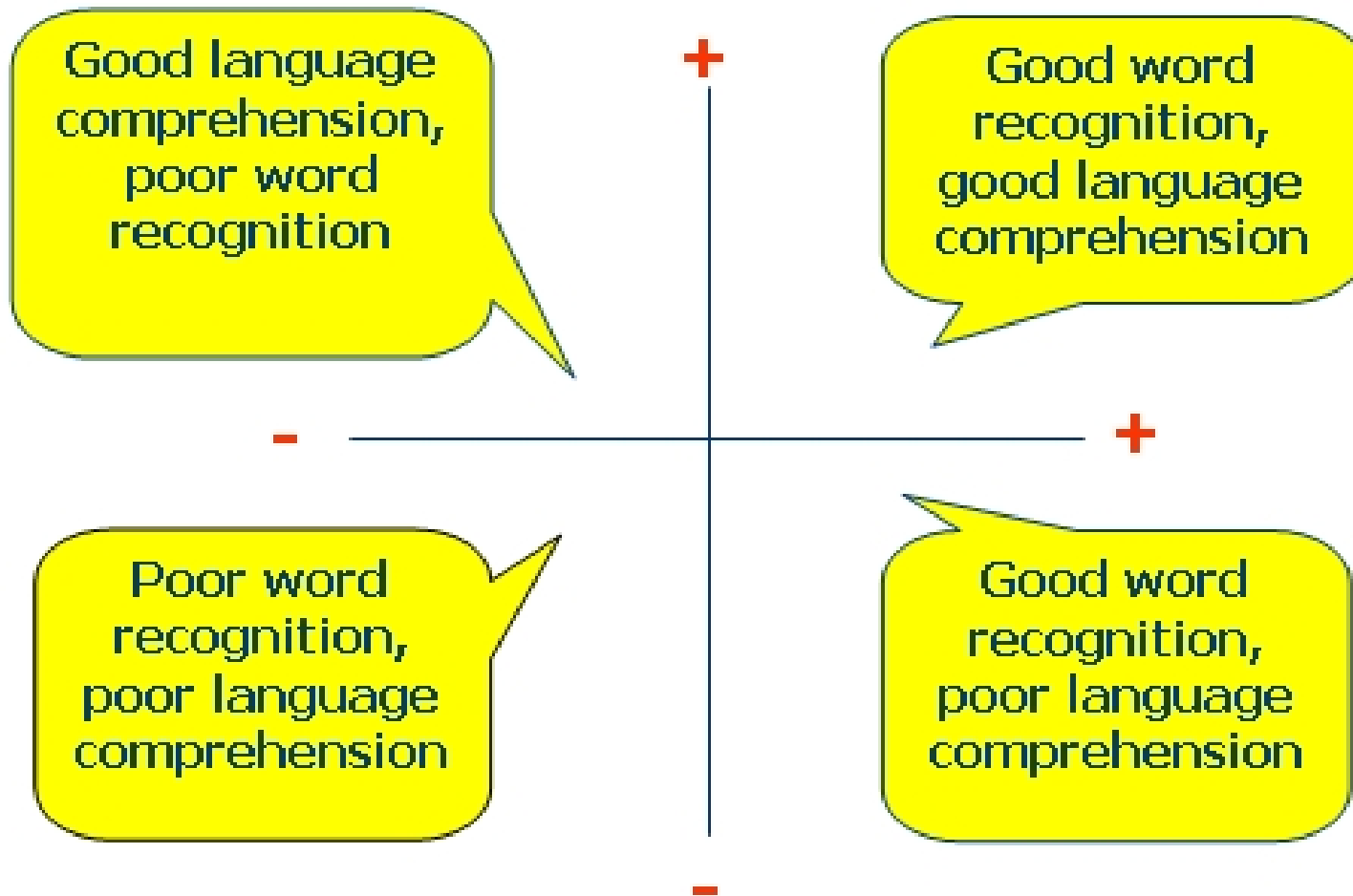
350 three sound words (CVC words – Ben)

4,320 four sound words (CVCC words – bend)

21,650 five sound words (CCVCC-blend).

# The Simple View of Reading

---



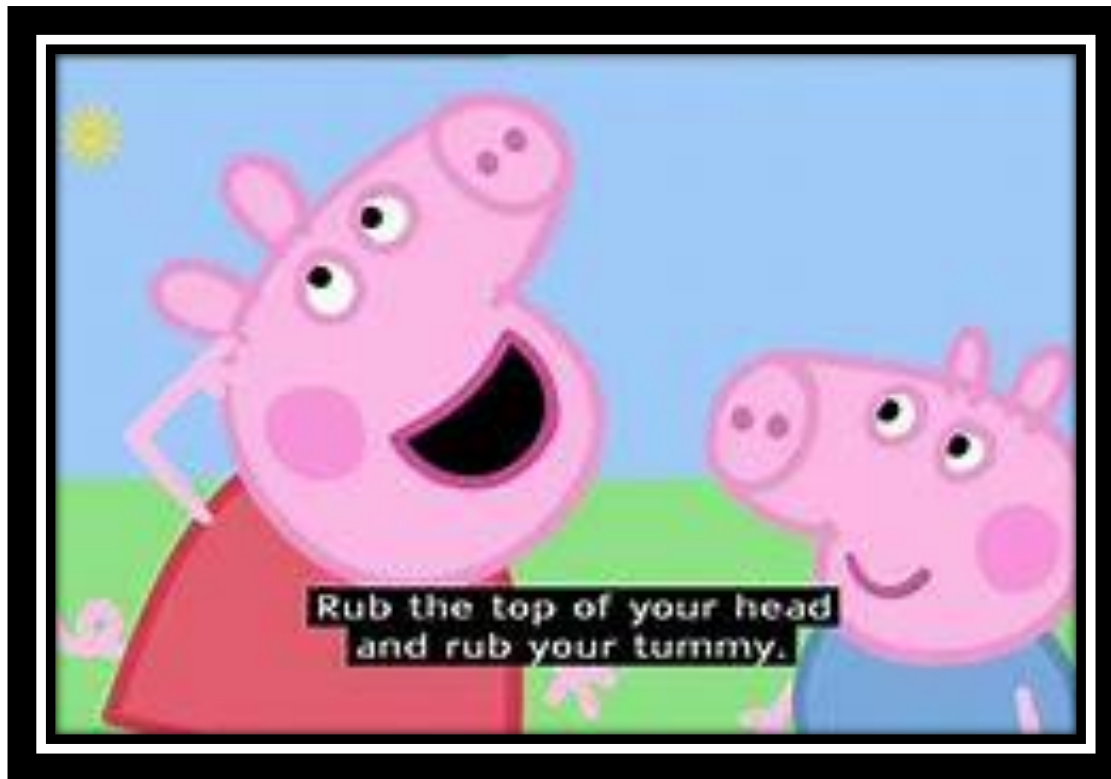
# Be a 'talk-a-lot' family

---

- **Talk** to your child as much as possible
- Use new and ambitious vocabulary
- Build interesting sentences together
- Children talk ten times more outside than inside



# Subtitles



# PHONICS IN NURSERY

---

- **Daily, discrete lesson**
- **Tuning into sounds**
- **Nursery rhymes**
- **Poetry basket**
- **Helicopter stories/Puppet show**
- **Guided reading**
- **Sounds from Easter**

# THE POETRY BASKET



## Pointy Hat





A little old lady with a tall pointed hat,  
Knocked on my door with a rat-a-tat-tat.  
I peered through the window to see who was there,  
And off on her broomstick she flew through the air.



# Repeated readings Again! Again!

---

Children are wired to thrive on **repetition**



**“Experts in literacy and child development have discovered that if children know eight nursery rhymes by heart by the time they’re four years old, they’re usually among the best readers by the time they’re eight.”**



**Reading to children, even before they can understand word, teaches them to associate books with love and affection.**

# Read Write Inc. Phonics in Reception



# Speed Sounds Set 1 and Set 2

## Consonant sounds – stretchy

f	l	m	n	r	s	v	z	sh	th	ng
										nk

## Consonant sounds – bouncy

b	c	d	g	h	j	p	qu	t	w	x	y	ch
	k											

## Vowel sounds – bouncy

a	e	i	o	u
---	---	---	---	---

## Vowel sounds – stretchy

ay	ee	igh	ow
----	----	-----	----

## Vowel sounds – stretchy

oo	oo	ar	or	air	ir	ou	oy
----	----	----	----	-----	----	----	----

# Speed Sounds Set 3

## Consonant sounds

f	l	m	n	r	s	v	z	sh	th	ng
ff	ll	mm	nn	rr	ss	ve	zz	ti		nk
ph	le	mb	kn	wr	se		s	ci		
					c		se			
					ce					

b	c	d	g	h	j	p	qu	t	w	x	y	ch
bb	k	dd	gg		g	pp		tt	wh			tch
	ck				ge							
	ch				dge							

## Vowel sounds

a	e	i	o	u	ay	ee	igh	ow
	ea				<u>a</u> -e	<u>e</u> -e	<u>i</u> -e	<u>o</u> -e
					ai	y	ie	oa
						ea	i	o
						e	y	

oo	oo	ar	or	air	ir	ou	oy	ire	ear	ure
<u>u</u> -e			oor	are	ur	ow	oi			
ue			ore		er					
ew			aw							
			au							

# Fred

---



# Sounds + blending = reading

---



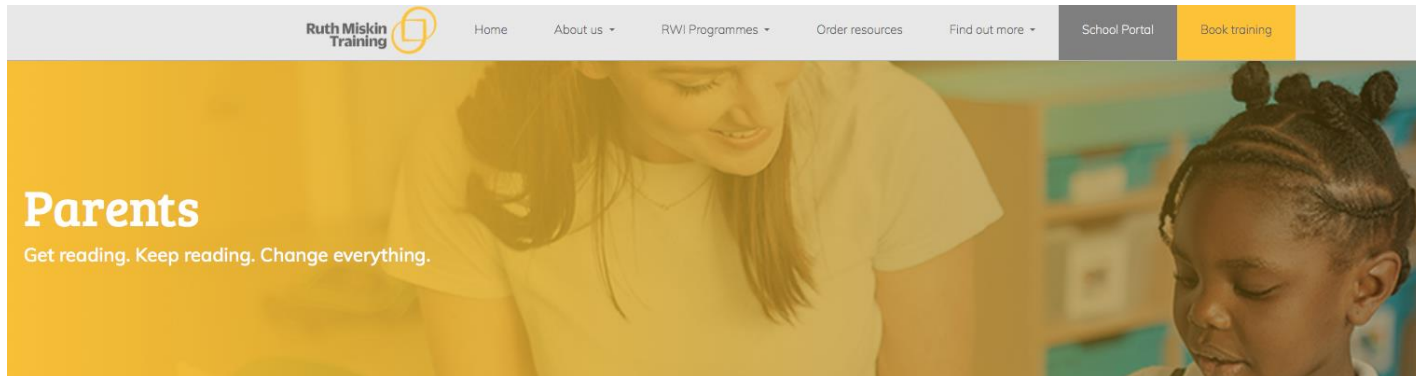
+

sat

# The Progression of Books in RWI

Read, Write Inc.	Set 1		Set 2			Set 3				
	Set 1 A, B and C	Set 1 Special Friends								
<b>Sounds</b>	m a s d t i n p g o c k u b f e l h r j v y w z x	sh th ch qu ng nk	ay ee igh ow oo	ay ee igh ow oo	ay ee igh ow oo ar or air ir ou oy	ea oi a-e i-e o-e u-e	ea oi a-e i-e o-e u-e & 60-70 words per minute	ea oi a-e i-e o-e u-e aw are ur er ow ai oa ew ire ear ire ure & 70-80 words per minute	ea oi a-e i-e o-e u-e aw are ur er ow ai oa ew ire ear ire ure & 80-90 + words per minute	
<b>Book Colour</b>	Fred Talk Folders Blending Books	Ditty sheets In Folder	Red Ditty Books	Green Book	Purple Book	Pink Book	Orange Book	Yellow Book	Blue Book	Grey Book

# Free Video Tutorials (ruthmiskin.com)

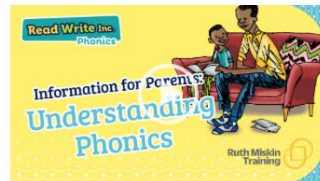


## ***Read Write Inc. Phonics – information for parents***

Our films show how we teach children to read and write with Read Write Inc. Phonics.

If your child is in a Read Write Inc. school or if you have bought a parent pack, the films will help you and your child practise together at home.

If you have a question for us, please get in touch via our [Facebook](#) and [Twitter](#) pages.



## Online resources available

---

Ruth Miskin Parents' Page:

<http://www.ruthmiskin.com/en/parents/>

Ruth Miskin Facebook:

<https://www.facebook.com/miskin.education>

Free e-books for home reading:

<http://www.oxfordowl.co.uk/Reading/>

INVESTIGATE  
PLAY



squish play dough



squeeze pegs



thread beads



use scissors

BEFORE LEARNING  
TO WRITE,  
A CHILD  
NEEDS TO...



trace with their fingers



create art



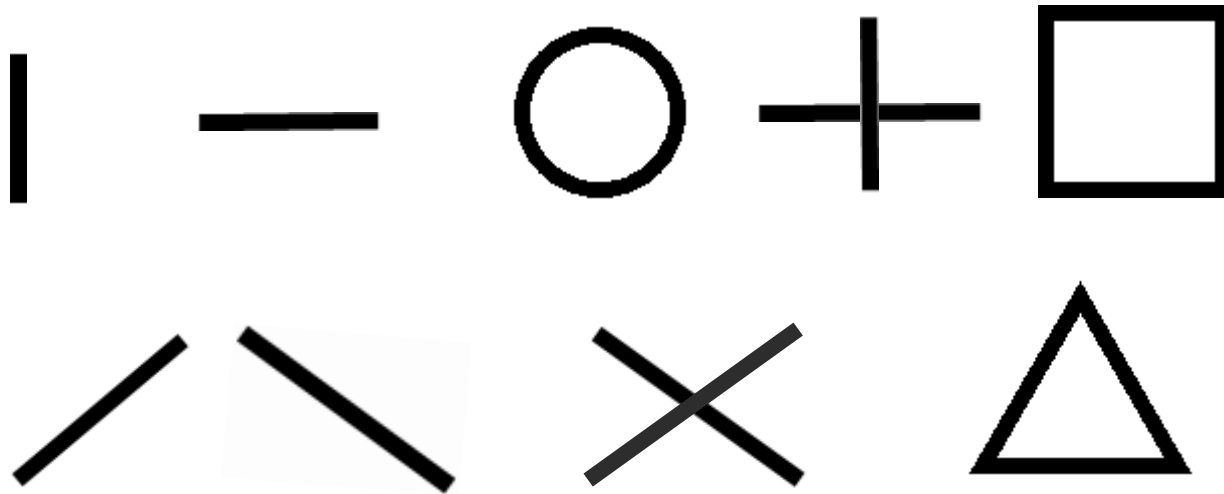
squeeze pipettes



sew/lace

## PRE-WRITING SHAPES

Before a child can learn to write, he or she needs to be able to draw these shapes.


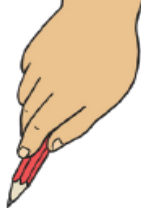






7 year old

3 year old



# Pencil Grip

					
Cylindrical grip	Digital grip	Four finger grip	Thumb wrap grip	Modified tripod grip	Tripod grip





Stretch: mmmountain

Handwrite: Maisie, mountain,  
mountain

m





# Target Tracker

Your Child's Learning Journey

← Observation Mrs D. Platt

Title	Notes	Photos	Pupils	Statements
No Title		Add	Choose	Cho
Date Observed				
26 September 2016				
Owner				
Dawn Platt				

OK Cancel

Children who never have a story read to them, who never hear words that rhyme, who never imagine fighting with dragons or marrying a prince, have the odds overwhelmingly stacked against them.

*Maryanne Wolf*

---

# Q&A